

Hello customer!

We are glad that you chose us and bought our product. We can assure you that you will definitely be satisfied with our work, and feel comfortable with an easy and reliable service. We are friendly, personal, and a hometown name you can trust.

We will be using your feedback to serve you better, so don't forget to share your opinion by leaving a comment below!

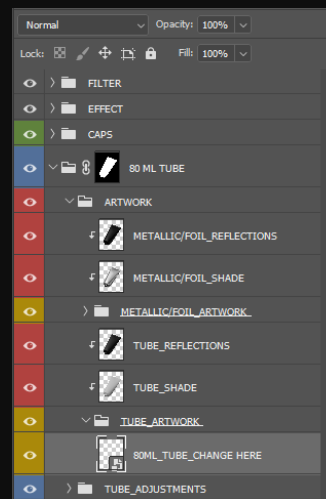
Give us a rate and let us know what you think. :)

Best Regards

How to use

Our mockup is freindly and super easy to use.

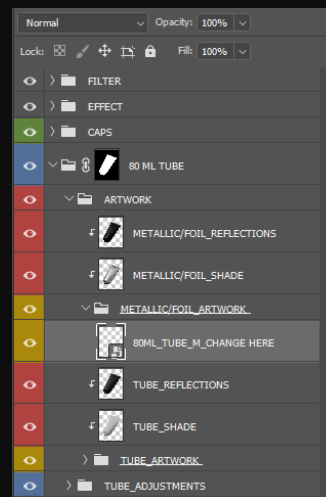
Expand the “80 ML TUBE” folder, then expand the “ARTWORK” folder. Double click on the “TUBE_ARTWORK” to add your design to, and a new window will pop up. Insert your designs in that window, save the changes, and then the design will be automatically updated.



Metallic/Foil texture

We have included a realistic metallic/foil texture that's suitable with your needs. Expand the “ARTWORK” folder, then expand the “Metallic/Foil Texture” folder. Double click on “TUBE_M_CHANGE HERE” and then insert your designs.

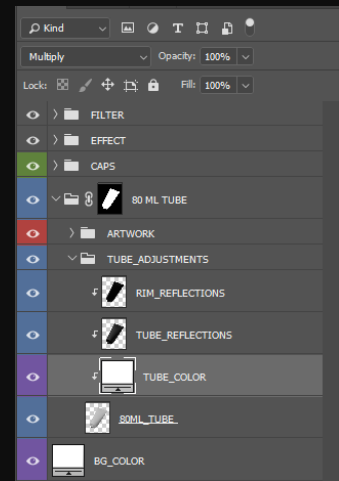
Note: The color of the Foil-texture will be affected by the previous colors you chose for your design



TUBE COLOR

Expand the “TUBE_ADJUSTMENTS” folder, double click on “TUBE_COLOR” layer, and a color picker window will pop up. Choose the color that meets your liking.

For the Cap color, use the same steps as shown above.

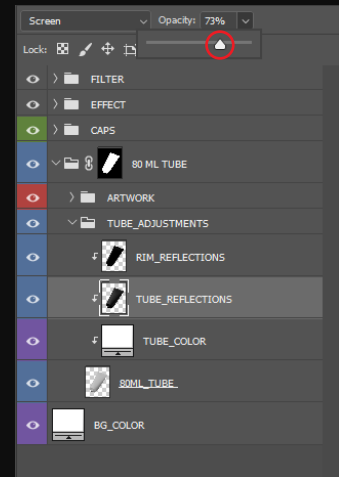


Control the reflections

Go to the “TUBE_REFLECTIONS”, move the opacity slider to the left side to reduce the reflections of the bottle.

For the RIM REFLECTIONS, use the same steps as shown above.

If you'd like to add more reflection, just duplicate the reflection layer.

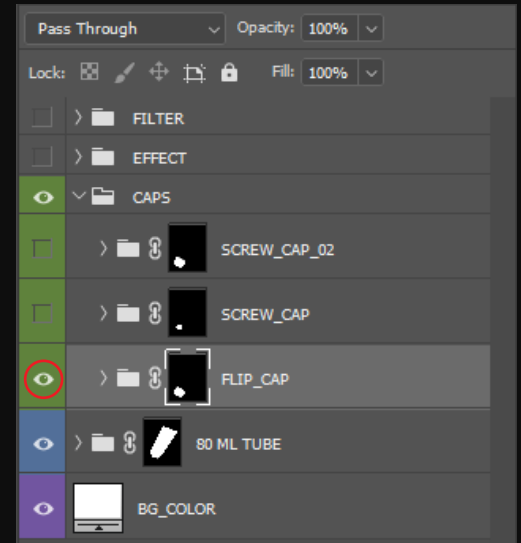


CAPS SHAPE&COLOR

Our Tube Bottle Mockup includes 3 different type of caps for the 80 ml and the 60 ml tubes for you to choose from.

Expand the “CAPS” folder, check the visibility icon next to the cap type that you wish to use.

Note: Expand the cap layer group to control its reflections and colors.



Finally, we wish to inform you that we are ready and happy to assist you at any time. So please, do not hesitate to contact us if you require any further information.

Visit our Creative Market profile's page and use the "Message" button on the right to get in contact with us.